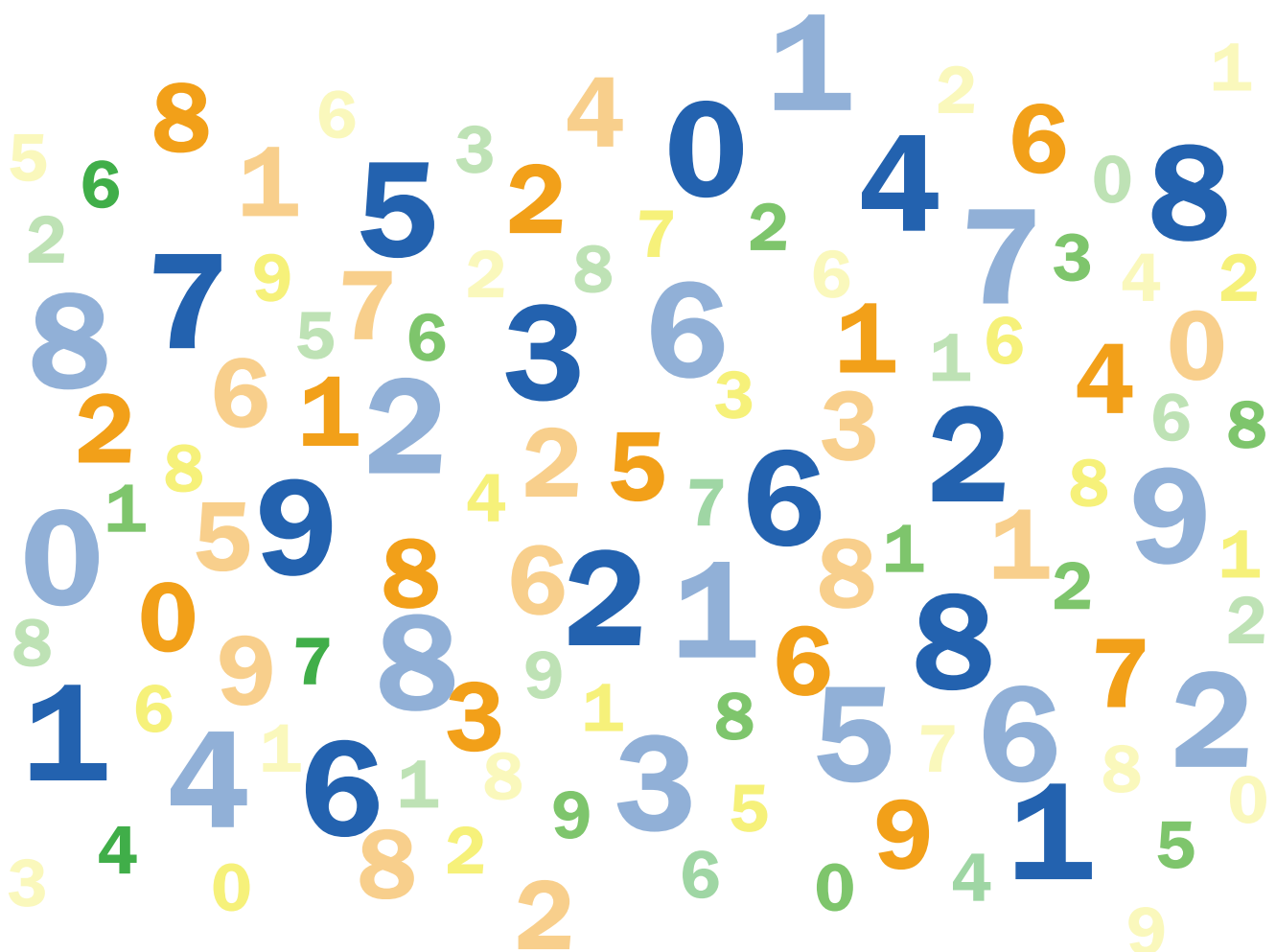


EDUCATION IN NEBRASKA



accelerate
nebraska

BY THE
NUMBERS



Dear Reader,

Education in Nebraska by the Numbers, produced by UNO's Center for Public Affairs Research (CPAR), provides a graphic analysis of public education finance and governance in Nebraska. The report includes detailed information on public education revenue and spending at the pre-Kindergarten through 12th grade (PK-12) and postsecondary levels, along with figures regarding Nebraska's PK-12 and postsecondary education governance structures. This research is intended to provide readers with information needed to evaluate two fundamental questions regarding Nebraska's educational investment: Are we structured and financed in a manner conducive to achieving our educational goals?

The data used in this report is collected from various sources. For instance, for PK-12 finance data, CPAR downloaded 2017-18 annual financial reports by school district and did their own calculations for the composition of Nebraska's school funding and per-student expenditures. They used yet another data source, the United State Census' 2016 Annual Survey of School System Finances, for comparisons of PK-12 spending nationally. For higher education, they gathered individual and system-wide budgets, along with annual review documents, to provide accurate and timely data. The extent of CPAR's efforts and the wide range of sources needed to develop this product highlight the lack of unified standards and reporting requirements across our educational institutions, as well as the difficulty associated with obtaining comprehensive education finance data.

Based on objective data and estimates, the report shows that in Nebraska spending is over \$8.5 billion annually on education systems across all fund sources. Nebraska public education entities serve, collectively, approximately 425,000 students and employ just over 76,000 full-time equivalent staff. The report also illustrates the decentralized nature of Nebraska's governance structure, which includes 1,959 elected officials system-wide. While the dedication of these officials is unquestioned, the fragmented nature of the state's governance structure adds difficulty to the fundamental task of aligning efforts and resources toward a common statewide vision, which is essential to maximize the state's return on its educational investment. The need to draw parties together, across education and business, to identify and implement a common educational vision is critically important and is reinforced throughout Accelerate Nebraska's research. We hope this report will help stimulate action toward this outcome.

Sincerely,

Jeff Schmid
Chairman of the Board
Accelerate Nebraska

Kris Valentin
Executive Director
Accelerate Nebraska



ABOUT

ACCELERATE NEBRASKA

is a nonprofit with the mission to inform and connect workforce and economic development stakeholders in order to identify and implement policies and practices that maximize Nebraska's human capital.

Learn more at: acceleratene.org

BOARD OF DIRECTORS

- Jeff Schmid, Board Chair, Omaha, Chairman/CEO of Mutual of Omaha Bank
- Greg Adams, York, Executive Director of the Nebraska Community College Association and former Speaker of the Legislature
- Ken Bird, Ed.D., Omaha, President/CEO of Avenue Scholars Foundation and former Superintendent of Westside Community Schools
- W. Todd Johnson, Omaha, Global Channel Leader of Entrepreneurship and Job Creation of Gallup
- Catherine Lang, J.D., Omaha, Executive Director of the Nebraska Business Development Center and former Nebraska Commissioner of Labor and former Director of the Department of Economic Development
- Jeff Scherer, Beemer, President of Scherer Land & Cattle Co., Inc.
- Dan Shundoff, Kearney, CEO and President of Intellicom
- Gloria Thesenvitz, Grand Island, Founder and President of Nova-Tech, Inc.

STAFF

- Mike Alvano, President
- Kris Valentin, Executive Director



The Center for Public Affairs Research at the University of Nebraska at Omaha is a research and community outreach unit in the College of Public Affairs and Community Service. Our mission is to provide and support the collection and wide dissemination of public affairs knowledge to directly improve the quality of life of residents of Nebraska and support the capacity of other agencies to do so as well.

Contributors to the report:

Josie Schafer, Ph.D., Director, UNO Center for Public Affairs Research
Tara Grell, Graphic Designer, UNO Center for Public Affairs Research
Craig Maher, Ph.D., Director, UNO School of Public Administration
Xiaoyue Cheng, Ph.D., Assistant Professor, UNO Department of Mathematics
Morgen Vogel, Ph.D. Student, UNO School of Public Administration
Bit An, Ph.D. Student, UNO School of Public Administration

GOVERNANCE OF NEBRASKA'S PK-12 EDUCATION SYSTEM

PEOPLE OF NEBRASKA

LEGISLATURE¹

Appropriates state aid for education and prescribes the power and duties of the state board. There is an **8** member Education Committee within the body that reviews legislation involving education in the state.

The current funding formula for state aid to school districts was adopted in 1990 in the Tax Equity and Educational Opportunities Support Act (TEOSSA).

GOVERNOR²

Provides budgetary guidance and appoints members of several advisory committees and commissions. Weak authority over education due to elected state board of education.

ADVISORY GROUPS³

Appointed by Governor

NEBRASKA EDUCATIONAL TELECOMMUNICATIONS COMMISSION⁴

11 Committee Members

NEBRASKA INFORMATION TECHNOLOGY COMMISSION⁵

9 Commissioners
6 FTE

TECHNICAL ADVISORY GROUP FOR STATEWIDE ASSESSMENT⁵

5 Committee Members

NEBRASKA LIBRARY COMMISSION⁶

6 Commissioners
46 FTE

NEBRASKA BOARD OF EDUCATIONAL LANDS AND FUNDS⁷

5 Members
19 FTE

THE ELECTED STATE BOARD OF EDUCATION⁸

8 members elected by districts

THE COMMISSIONER OF EDUCATION⁹

THE STATE DEPARTMENT OF EDUCATION¹¹

234 staff members work in the Department of Education in the service of Nebraska's children

ADVISORY GROUPS¹⁰

COMMISSIONER'S ADVISORY GROUPS

32 Appointed Members

SPECIAL EDUCATION COUNCIL

24 Appointed Members

NEBRASKA PROFESSIONAL PRACTICES COMMISSION

12 Appointed Commissioners

STATE COUNCIL ON EDUCATION OPPORTUNITY FOR MILITARY CHILDREN NRS 79-2201

EDUCATIONAL SERVICE UNIT COORDINATING COUNCIL¹²

17 board members representing each of the ESUs

EDUCATIONAL SERVICE UNITS¹³

155 elected officials
17 ESUs statewide
94 teachers and **468** certified staff

SCHOOL DISTRICTS¹⁴

1,700 elected School Board Members
244 school districts statewide **323,391** students
23,767 teachers and **35,621** certified staff

LEARNING COMMUNITY¹⁵

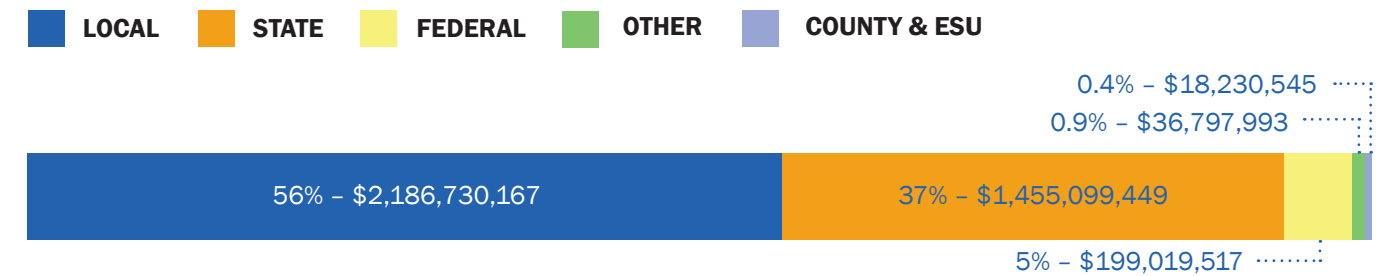
12 elected members representing Douglas and Sarpy counties with **14** FTE

PK-12 FUND SUMMARIES

REVENUE ¹ 2017-2018	SCHOOL DISTRICT TOTALS	EXPENDITURES ² 2017-2018
\$3,895,888,130	GENERAL FUND	\$3,849,612,250
\$63,561,054	DEPRECIATION	\$49,224,913
\$47,488,592	EMPLOYEE BENEFIT	\$45,899,127
\$16,981,119	CONTINGENCY	\$5,913,480
\$110,358,558	ACTIVITIES	\$105,973,094
\$178,705,415	SCHOOL NUTRITION	\$173,917,090
\$264,157,455	BOND	\$245,818,468
\$301,052,023	SPECIAL BUILDING	\$389,593,516
\$38,203,163	QUALIFIED CAPITAL PURPOSE	\$39,264,002
\$53,643,884	COOPERATIVE	\$53,878,816
\$4,136,702	STUDENT FEE	\$3,855,408

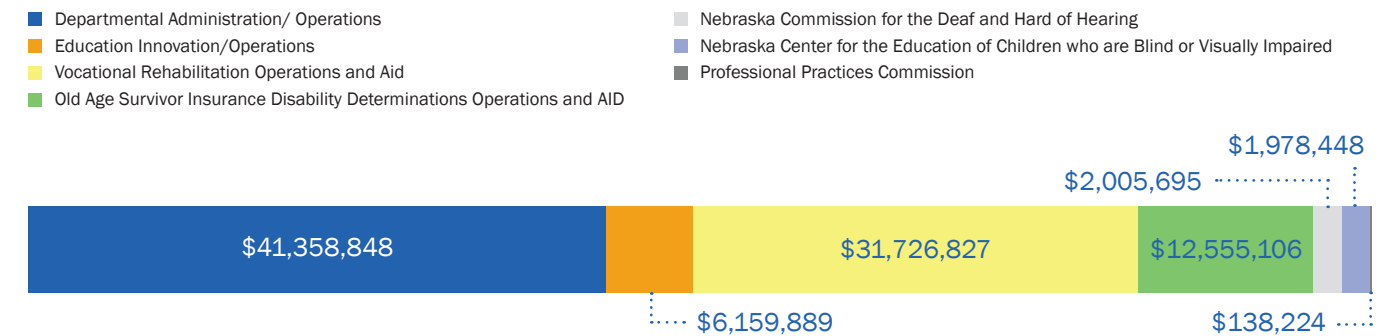
NEBRASKA'S COMPOSITION OF GENERAL FUND REVENUE FOR SCHOOL DISTRICTS³

TOTAL: \$3,895,877,673.87



NEBRASKA DEPARTMENT OF EDUCATION BUDGET⁴

TOTAL: \$95,923,037



Note: Does not include Educational Aid and TEEOSA to School Districts, \$1,544,487,985

EDUCATIONAL SERVICE UNITS REVENUE COMPOSITION 2017-2018⁵

TOTAL: \$159,521,270



DOUGLAS SARPY LEARNING COMMUNITY REVENUE AND EXPENDITURES 2017-2018⁶

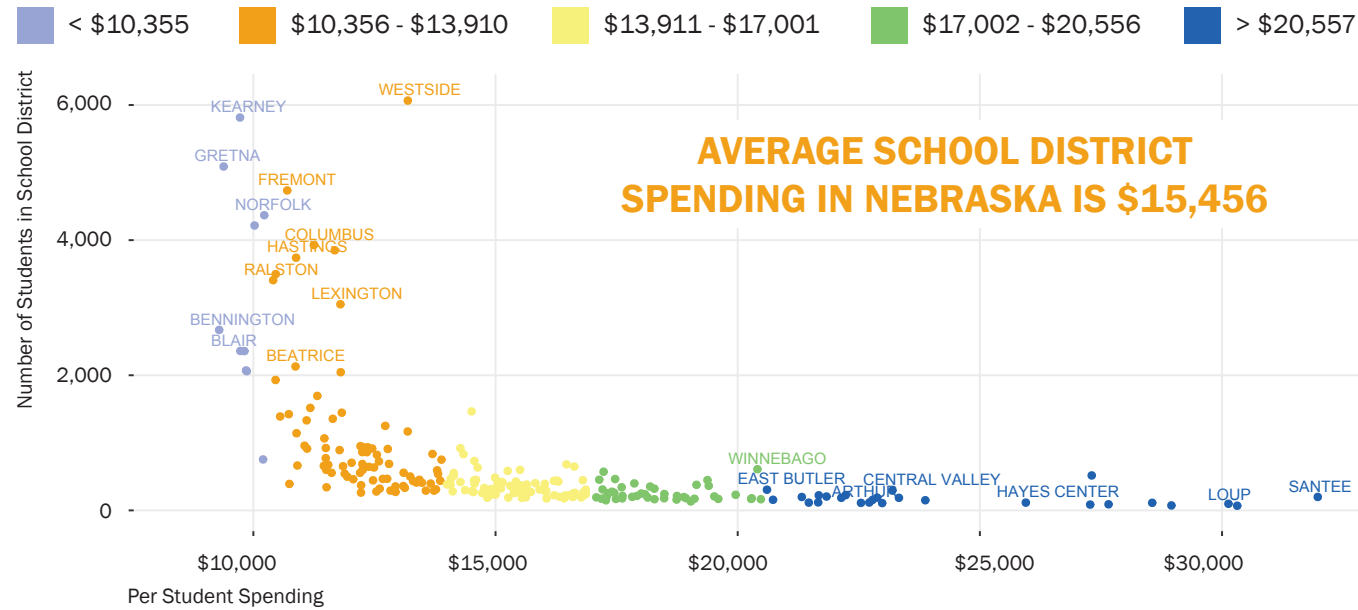
Revenue	Expenditures
\$10,323,621	\$9,828,399



PK-12 QUICK FACTS

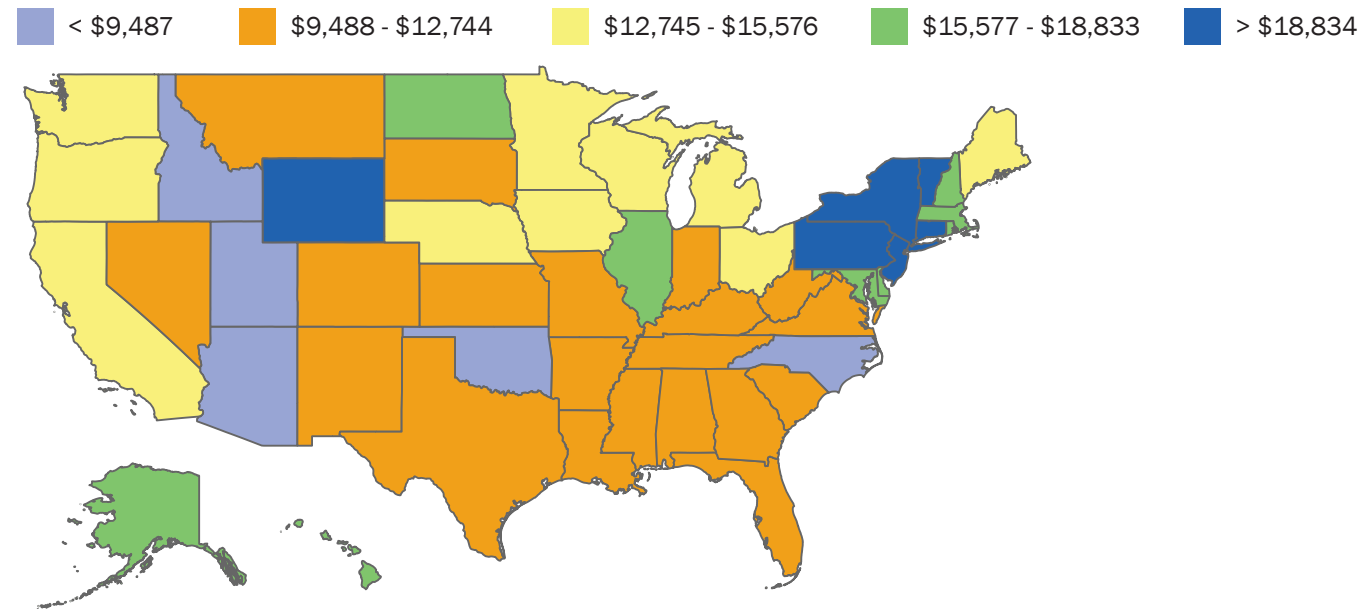
SCHOOL DISTRICTS WITH FEWER STUDENTS SPEND MORE PER STUDENT THAN LARGER SCHOOL DISTRICTS¹

SPENDING PER STUDENT FOR SCHOOL DISTRICTS WITH LESS THAN 6,100 STUDENTS



NEBRASKA PER PUPIL SPENDING IS CLOSE TO THE NATIONAL AVERAGE²

AVERAGE SPENDING PER STUDENT FOR SCHOOL DISTRICTS NATIONWIDE IS \$14,160.52



THE 7 LARGEST SCHOOL DISTRICTS HAVE LESS THAN AVERAGE PER PUPIL SPENDING¹

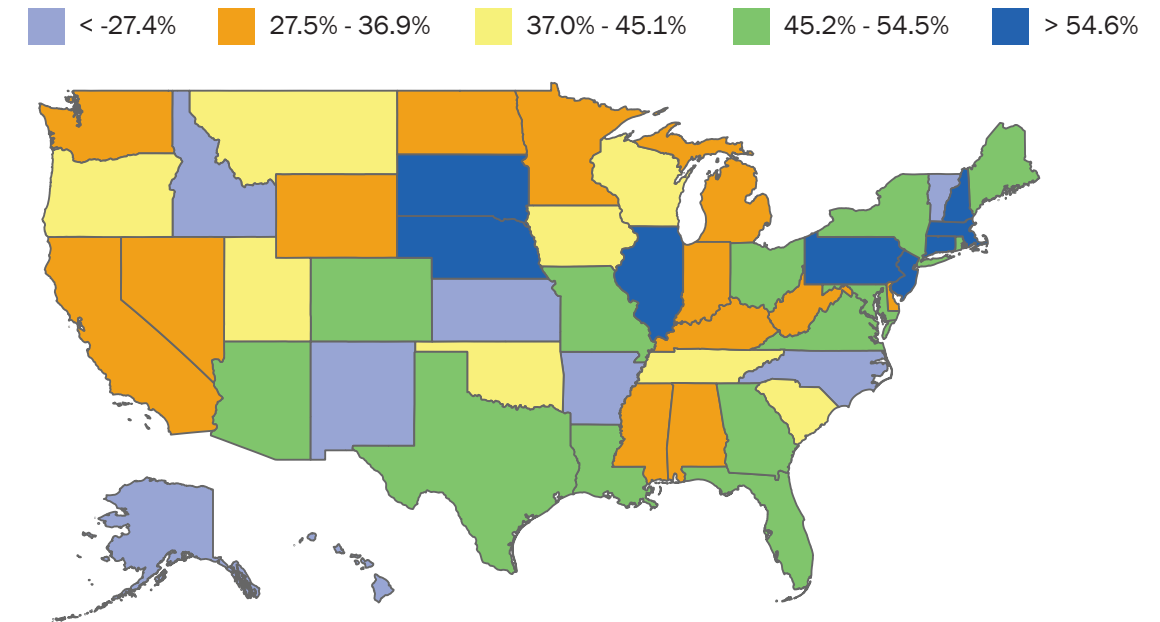
SCHOOL DISTRICT	NUMBER OF STUDENTS	SPENDING PER STUDENT
ELKHORN PUBLIC	9,347	\$9,297
BELLEVUE PUBLIC	9,801	\$10,676
GRAND ISLAND PUBLIC	9,897	\$10,457
PAPILLION LA VISTA COMMUNITY	12,018	\$9,644
MILLARD PUBLIC	24,018	\$9,453
LINCOLN PUBLIC	41,737	\$10,777
OMAHA PUBLIC	52,836	\$12,644

AVERAGE TEACHER TO STUDENT RATIO BY SIZE (NUMBER OF STUDENTS) OF SCHOOL DISTRICT³

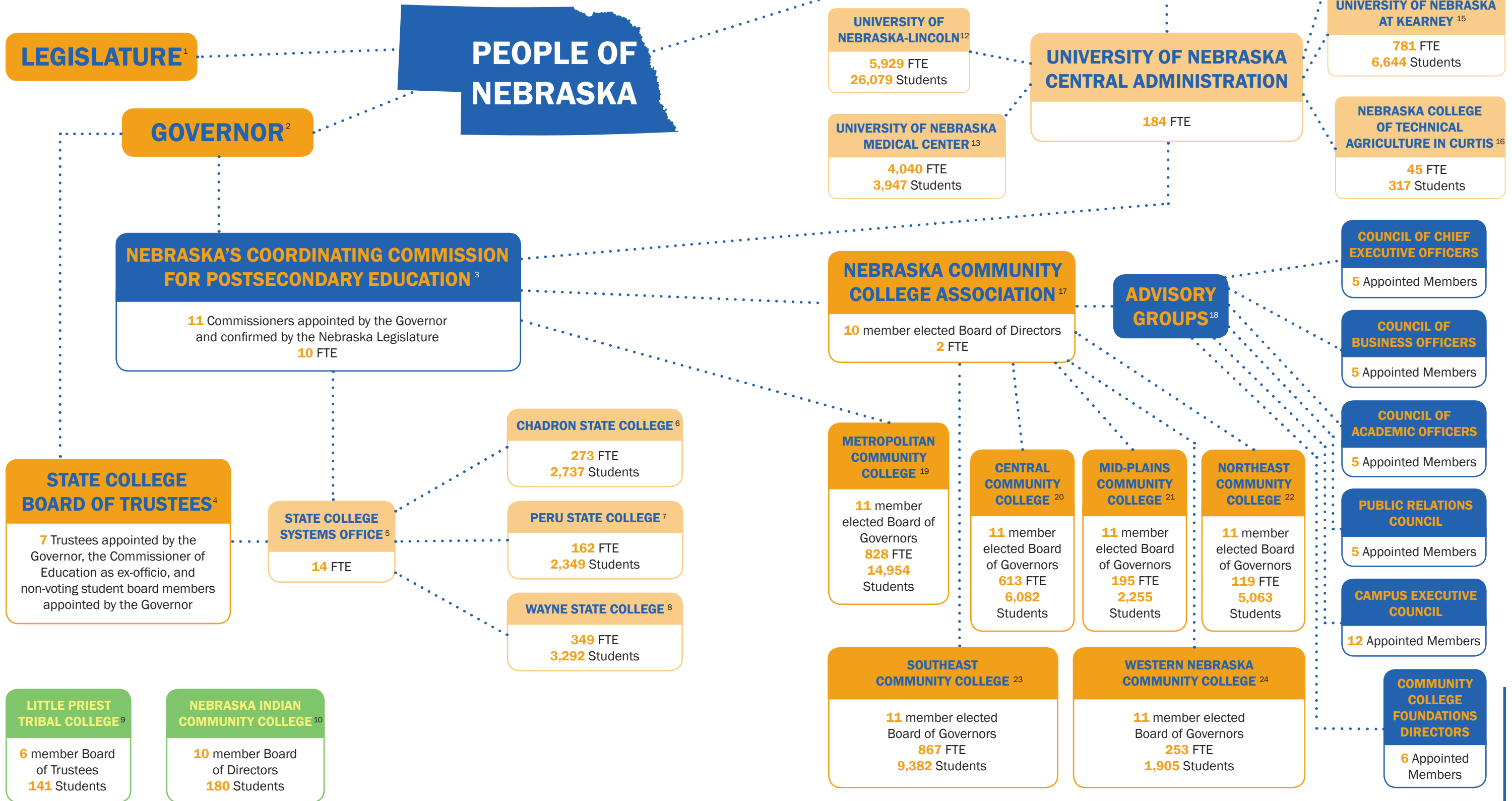
69 - 593 STUDENTS		599 - 6,060 STUDENTS		OVER 6,100 STUDENTS	
ELEMENTARY	SECONDARY	ELEMENTARY	SECONDARY	ELEMENTARY	SECONDARY
11.56	8.61	11.57	8.61	14.26	15.30

LOCAL SOURCES MAKE UP 56% OF NEBRASKA'S GENERAL FUND REVENUE TO SCHOOL DISTRICTS

THE U.S. AVERAGE IS 41% MAKING NEBRASKA'S PERCENTAGE OF REVENUE FROM LOCAL SOURCES HIGHER THAN MOST STATES⁴



GOVERNANCE OF NEBRASKA'S POSTSECONDARY EDUCATION SYSTEM

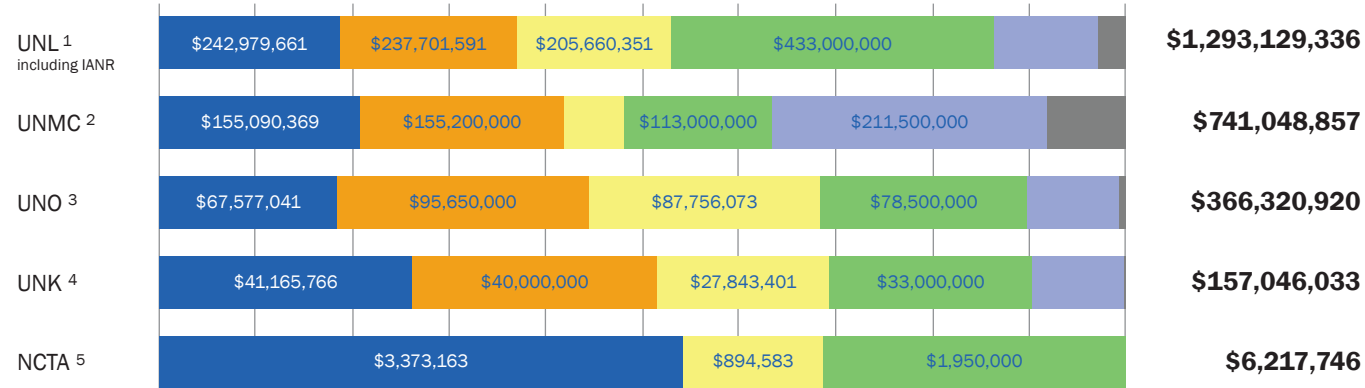


POSTSECONDARY QUICK FACTS

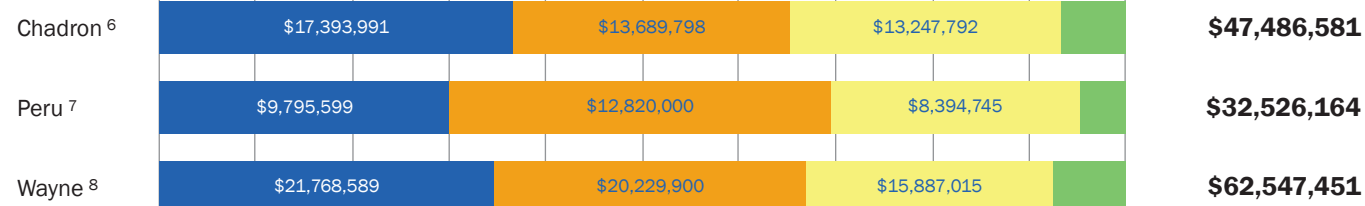
COMPOSITION OF REVENUE SOURCES

State Federal Local Net Tuition Revolving Trust and/or Investment Other Cash

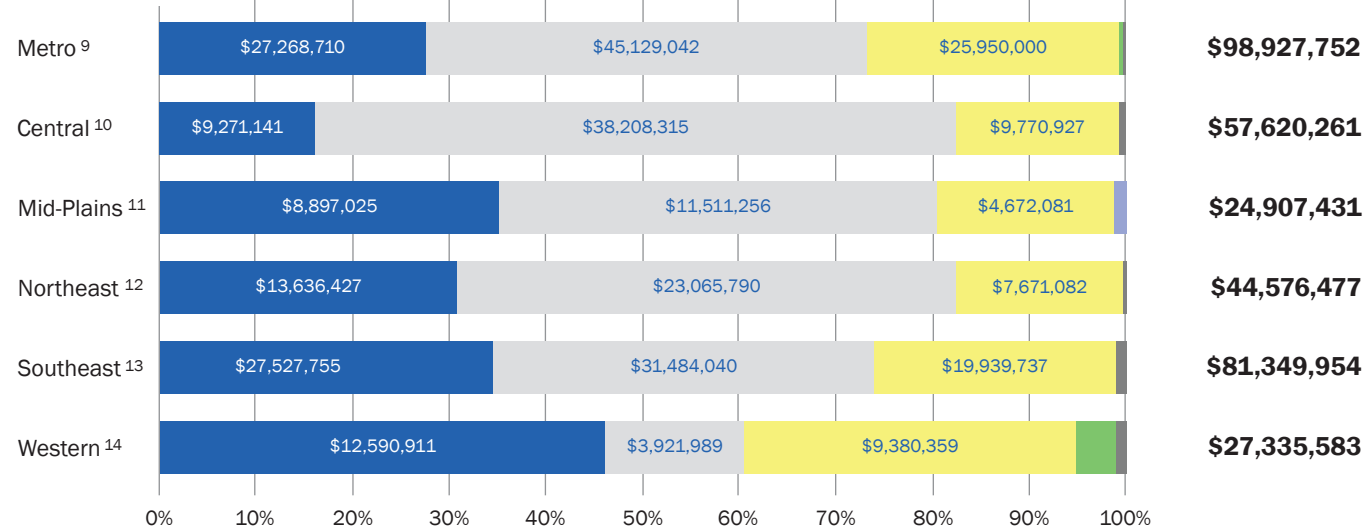
NEBRASKA UNIVERSITY SYSTEM 2018-2019



STATE COLLEGES 2017-2018

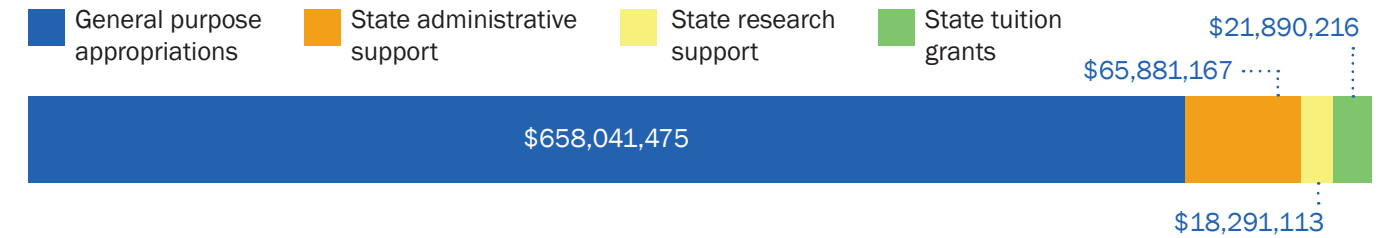


COMMUNITY COLLEGES 2016-2017



COMPOSITION OF STATE APPROPRIATIONS¹⁵

TOTAL: \$763,158,371



FEDERAL GRANTS

2016-2017

Pell Grants ¹⁶	\$72,102,494
Federal Supplemental Educational Opportunity Grant ¹⁷	\$4,407,202
Federal Work Study Program ¹⁸	\$6,295,302

STATE GRANTS

2017-2018

Nebraska Opportunity Grant ¹⁹	\$17,948,302
Tuition Credit and Reimbursement National Guard Members ²⁰	\$584,424
Community College Gap Assistance Program ²¹	\$1,466,290
Access College Early Scholarship Program ²²	\$945,600

ADMINISTRATION EXPENDITURES

2018-2019



University of Nebraska Central Administration²³

\$85,953,022

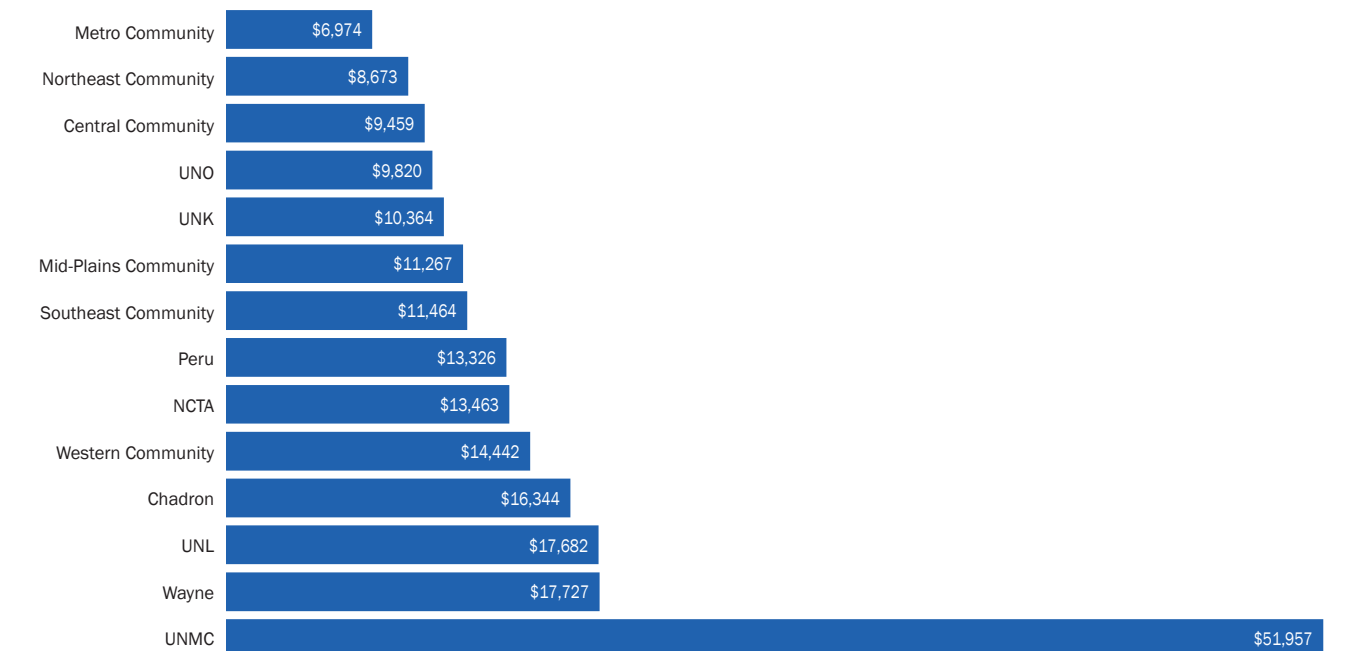
State Colleges Systems Office²⁴

\$2,975,408

Nebraska's Coordinating Commission for Postsecondary Education²⁵

\$1,321,293

EXPENDITURES PER STUDENT²⁶



Note: Community Colleges 2016/2017; State Colleges 2018/2019; NU 2018/2019 Only Unrestricted

TOTALS

PK-12

General Fund School District Expenditures 2017-2018	\$3,849,612,250
Other Funds School District Expenditures	\$1,113,357,920
ESU Expenditures ¹	\$163,000,512
Douglas Sarpy Learning Community Expenditures	\$9,828,399
Nebraska Department of Education Budget, not including TEOSSA	\$95,923,037

Total Expenditures on PK-12 for 2017-2018 \$5,231,722,118

Elected Officials 1,875	Students 323,391	FTE 60,269
-----------------------------------	----------------------------	----------------------

POSTSECONDARY

NU Unrestricted Expenditures Including Central Administration	\$1,056,303,936
NU Other Funds Expenditures (Designated/Restricted Cash Programs/Revolving Programs, Auxiliary Programs, Federal and Trust Programs) ²	\$1,679,365,000
State Colleges Expenditures Including Systems Office ³	\$137,369,672
Community College Expenditures ⁴	\$366,211,279
Other State Support for Postsecondary Education ⁵	\$41,502,622

Total Expenditures on Postsecondary Education \$3,280,752,509

Elected Officials 84	Students 101,058	FTE 16,221
--------------------------------	----------------------------	----------------------

Expenditures \$8,512,474,627

Elected Officials 1,959	Students 424,449	Full-Time Employees 76,490
-----------------------------------	----------------------------	--------------------------------------

SOURCES

GOVERNANCE OF NEBRASKA'S PK-12 EDUCATION SYSTEM

- 1 – Unicameral
 - Nebraska Legislature. (2017, January 4). Education Committee. <http://news.legislature.ne.gov/edu/>
- 2 – Governor
 - Nebraska Revised Statute § 79-760.03.
 - Education Commission of the States. (2017). 50-State Review of State Education Governance Structures. <https://www.ecs.org/state-education-governance-structures-2017-update/>
- 3 – Advisory Groups
 - Nebraska State Government Office of Governor Pete Ricketts (year unknown). Boards/Committees. <https://governor.nebraska.gov/sites/governor.nebraska.gov/files/doc/Board%20and%20Commission%27s%20Descriptions%20-%20Functions%20and%20Membership.pdf>
- 4 – Nebraska Educational Telecommunications Commission
 - Educational Television Act, Nebraska Revised Statute § 79-1313 (1984).
 - NET Nebraska. (2019). Nebraska Educational Telecommunications Commission. <http://netnebraska.org/basic-page/other/nebraska-educational-telecommunications-commission>
- 5 – Nebraska Information Technology Commission
 - Nebraska Information Technology Commission. (n.d.). About the NITC. <http://nitc.nebraska.gov/about.html#About-the-NITC>
- 6 – Nebraska Library Commission
 - Nebraska Revised Statute § 51-401.
 - Nebraska Library Commission. (n.d.). Nebraska Library Commission Overview. <http://www.nlc.state.ne.us/aboutus/>
- 7 – Nebraska Board of Educational Lands and Funds
 - Nebraska Board of Educational Lands and Funds. (2019). Home. <http://belf.nebraska.gov/>
 - Nebraska Board of Educational Lands and Funds. (2019). Board Members. http://belf.nebraska.gov/board_members.html
- 8 – Board of Education
 - Nebraska Department of Education. (2017, October 24). Duties. <https://www.education.ne.gov/stateboard/duties/>
- 9 – Commissioner of Education
 - Nebraska Department of Education. (2018, September 18). Commissioner. <https://www.education.ne.gov/commissioner/>
 - Nebraska Department of Education. (2017, October 24). Duties. <https://www.education.ne.gov/stateboard/duties/>
- 10 – Advisory Groups
 - Nebraska Department of Education. (2019, March 19). Commissioner's Advisory Group. <https://www.education.ne.gov/commissioners-advisory-group/>
- 11 – State Department of Education
 - Nebraska Department of Education. (2018, April 2). About NDE. <https://www.education.ne.gov/hr/about-nde/>
- 12 – Educational Service Unit Coordinating Council
 - Nebraska Educational Service Unit Act, Nebraska Revised Statutes § 79-1245 (2013).
- 13 – Educational Service Units
 - Educational Service Unit Act, Nebraska Revised Statutes § 79-1201 through 79-1249 (2007).
 - Nebraska ESU Coordinating Council. (2012). Nebraska ESUs. <http://www.esucc.org/NEBRASKA-ESUS>
 - Nebraska Department of Education. (2019). Statistics and Facts About Nebraska Schools 2017-2018. https://cdn.education.ne.gov/wp-content/uploads/2018/11/Statsfacts_20172018-for-pdf.pdf
- 14 – School Districts
 - Nebraska Department of Education. (2019). Statistics and Facts About Nebraska Schools 2017-2018. https://cdn.education.ne.gov/wp-content/uploads/2018/11/Statsfacts_20172018-for-pdf.pdf
 - Nebraska Department of Education. (2017-2018). Education Directory Search. <http://educdirsrc.education.ne.gov/CustomFinal.aspx>
- 15 – Learning Community
 - Learning Community Douglas Sarpy. (2019). District & Community Partners. <https://learningcommunityds.org/about/district-community-partners/>
 - Learning Community Douglas Sarpy. (2019). Meet Our Team. <https://learningcommunityds.org/about/meet-our-team/>
 - Learning Community Douglas Sarpy. (2019). About. <https://learningcommunityds.org/about/>

PK-12 FUND SUMMARIES

- 1 – Revenue
 - Nebraska Department of Education. (2017/2018). Annual Financial Reports. <https://fos.education.ne.gov/fos/ASPX/Search.aspx?id=1>
*All school districts data downloaded and calculated by the UNO Center for Public Affairs Research.
- 2 – Expenditures
 - Nebraska Department of Education. (2017/2018). Annual Financial Reports. <https://fos.education.ne.gov/fos/ASPX/Search.aspx?id=1>
*All school districts data downloaded and calculated by the UNO Center for Public Affairs Research.
- 3 – Revenue Composition for School Districts
 - Nebraska Department of Education. (n.d.). AFR by School District 2017-2018. <https://fos.education.ne.gov/fos/ASPX/Search.aspx?id=1>
*All school district 2017-2018 annual financial reports downloaded and calculated by the UNO Center for Public Affairs Research.
- 4 – Nebraska Department of Education Budget
 - Nebraska Legislative Fiscal Office. (2018, December). A legislator's guide to Nebraska state agencies (pp. 69-81). <https://nebraskalegislature.gov/pdf/reports/fiscal/2019legguide.pdf>
- 5 – Revenue Composition for Education Service Units
 - Nebraska Department of Education. (2017). Overview of Nebraska Public School Funding Sources. <http://news.legislature.ne.gov/dist42/files/2017/12/OVERVIEW-OF-NEBRASKA-PUBLIC-SCHOOL-FUNDING-SOURCES.pdf>
- 6 – Douglas Sarpy Learning Community
 - Learning Community of Douglas and Sarpy Counties. (2017). Learning Community Coordinating Council Special Meeting (Public Hearing) Agenda, Proposed 2017-2018 Budget for the Learning Community of Douglas and Sarpy Counties (p. 24). https://learningcommunityds.org/files/1115/0593/4664/pb_LCCC_August_24_2017_All_Mtg_Mats.pdf

SOURCES

PK-12 QUICK FACTS

- 1 – Spending Per Student
 - Nebraska Department of Education. (n.d.). AFR by School District 2017-2018. <https://fos.education.ne.gov/fos/ASPX/Search.aspx?id=1>
*All school district 2017-2018 annual financial reports downloaded and calculated by the UNO Center for Public Affairs Research.
- 2 – School District Spending Per Student
 - U.S. Census Bureau. (2016). Summary Tables Public Elementary-Secondary Education Finances: Fiscal Year 2016, Table 11 States Ranked According to Per Pupil Public Elementary-Secondary School System Finance Amounts: Fiscal Year 2016. <https://www.census.gov/data/tables/2016/econ/school-finances/secondary-education-finance.html>
- 3 – Teacher to Student Ratio
 - Nebraska Department of Education. (2019). Statistics and Facts About Nebraska Schools 2017-2018 (p. 33-40). https://cdn.education.ne.gov/wp-content/uploads/2018/11/Statsfacts_20172018-for-pdf.pdf
Data downloaded and calculated by the UNO Center for Public Affairs Research.
- 4 – Percentage of General Fund Resources that come from Local Sources
 - U.S. Census Bureau. (2016). Summary Tables Public Elementary-Secondary Education Finances: Fiscal Year 2016, Table 5 Percentage Distribution of Public Elementary-Secondary School System Revenue by Source and State: Fiscal Year 2016. <https://www.census.gov/data/tables/2016/econ/school-finances/secondary-education-finance.html>

GOVERNANCE OF NEBRASKA'S POSTSECONDARY EDUCATION SYSTEM

- 1 – Unicameral
 - Nebraska legislature (2017). Appropriations Committee. <http://news.legislature.ne.gov/app/>
- 2 – Governor
 - Nebraska State College System (2019). Board History. https://www.nscs.edu/info/2/about_us/2/board_history
- 3 – Nebraska Coordinating Commission for Post-Secondary Education
 - Nebraska's Coordinating Commission for Postsecondary Education. (n.d.). <https://ccpe.nebraska.gov/>
 - Nebraska's Coordinating Commission for Postsecondary Education. (n.d.). CCPE Staff. <https://ccpe.nebraska.gov/ccpe-staff>
 - Nebraska's Coordinating Commission for Postsecondary Education. (n.d.). CCPE Commissioners. <https://ccpe.nebraska.gov/ccpe-commissioners>
 - Nebraska Revised Statutes § 84-1401 through 84-1429.
- 4 – State College Board of Trustees
 - Nebraska State College System. (2019). System Office Staff. https://www.nscs.edu/info/2/about_us/31/system_office_staff
- 5 – State College Systems Office
 - Nebraska State College System. (2019). System Office Staff. https://www.nscs.edu/info/2/about_us/31/system_office_staff
- 6 – Chadron State College
 - Nebraska's Coordinating Commission for Postsecondary Education. (2018). 2018 Nebraska Higher Education Progress Report. https://ccpe.nebraska.gov/sites/ccpe.nebraska.gov/files/PR_2018.pdf
 - National Center for Education Statistics. (n.d.). Chadron State College. <https://nces.ed.gov/collegenavigator/?q=chadron+state+college&s=all&id=180948>
- 7 – Peru State College
 - Nebraska's Coordinating Commission for Postsecondary Education. (2018). 2018 Nebraska Higher Education Progress Report. https://ccpe.nebraska.gov/sites/ccpe.nebraska.gov/files/PR_2018.pdf
 - National Center for Education Statistics. (n.d.). Peru State College. <https://nces.ed.gov/collegenavigator/?q=peru+state+college&s=all&id=181534>
- 8 – Wayne State College
 - Nebraska's Coordinating Commission for Postsecondary Education. (2018). 2018 Nebraska Higher Education Progress Report. https://ccpe.nebraska.gov/sites/ccpe.nebraska.gov/files/PR_2018.pdf
 - National Center for Education Statistics. (n.d.). Wayne State College. <https://nces.ed.gov/collegenavigator/?q=wayne+state+college&s=all&id=181783>
- 9 – Little Priest Tribal College
 - National Center for Education Statistics. (n.d.). Little Priest Tribal College. <https://nces.ed.gov/collegenavigator/?q=little+priest+tribal+college&s=NE&id=434016>
 - Little Priest Tribal College Staff Directory. (n.d.). https://www.littlepriest.edu/images/Faculty_and_Staff_Directory_3.4.2019.pdf
- 10 – Nebraska Indian Community College
 - National Center for Education Statistics. (n.d.). Nebraska Indian Community College. <https://nces.ed.gov/collegenavigator/?q=nebraska+indian+community+college&s=NE&id=181419>
- 11 – University Board of Regents
 - University of Nebraska. (2019). Board of Regents. <https://nebraska.edu/regents>
- 12 – University of Nebraska-Lincoln
 - Nebraska's Coordinating Commission for Postsecondary Education. (2018). 2018 Nebraska Higher Education Progress Report. https://ccpe.nebraska.gov/sites/ccpe.nebraska.gov/files/PR_2018.pdf
 - University of Nebraska Faculty, Staff, & Student Headcount. (2017). <https://webappsecure.nebraska.edu/public-factbook/3.%20Faculty%20&%20Staff%20-%20Headcount%20&%20Salaries/All%20Staff/Headcount/NU%20by%20Campus%20Headcount%202017.pdf>
 - National Center for Education Statistics. (n.d.). University of Nebraska-Lincoln. <https://nces.ed.gov/collegenavigator/?q=university+of+nebraska+lincoln&s=all&id=181464>
- 13 – University of Nebraska Medical Center
 - Nebraska's Coordinating Commission for Postsecondary Education. (2018). 2018 Nebraska Higher Education Progress Report. https://ccpe.nebraska.gov/sites/ccpe.nebraska.gov/files/PR_2018.pdf
 - University of Nebraska Faculty, Staff, & Student Headcount. (2017). <https://webappsecure.nebraska.edu/public-factbook/3.%20Faculty%20&%20Staff%20-%20Headcount%20&%20Salaries/All%20Staff/Headcount/NU%20by%20Campus%20Headcount%202017.pdf>
 - National Center for Education Statistics. (n.d.). University of Nebraska Medical Center. <https://nces.ed.gov/collegenavigator/?q=university+of+nebraska+medical+center&s=all&id=181428>
- 14 – University of Nebraska at Omaha
 - Nebraska's Coordinating Commission for Postsecondary Education. (2018). 2018 Nebraska Higher Education Progress Report. https://ccpe.nebraska.gov/sites/ccpe.nebraska.gov/files/PR_2018.pdf
 - University of Nebraska Faculty, Staff, & Student Headcount. (2017). <https://webappsecure.nebraska.edu/public-factbook/3.%20Faculty%20&%20Staff%20-%20Headcount%20&%20Salaries/All%20Staff/Headcount/NU%20by%20Campus%20Headcount%202017.pdf>

SOURCES

GOVERNANCE OF NEBRASKA'S POSTSECONDARY EDUCATION SYSTEM (CONT.)

- National Center for Education Statistics. (n.d.). University of Nebraska at Omaha. <https://nces.ed.gov/collegenavigator/?q=university+of+nebraska+omaha&s=all&id=181394>
- 15 – University of Nebraska at Kearney
 - Nebraska's Coordinating Commission for Postsecondary Education. (2018). 2018 Nebraska Higher Education Progress Report. https://ccpe.nebraska.gov/sites/ccpe.nebraska.gov/files/PR_2018.pdf
 - University of Nebraska Faculty, Staff, & Student Headcount. (2017). <https://webappsecure.nebraska.edu/public-factbook/3.%20Faculty%20&%20Staff%20-%20Headcount%20&%20Salaries/All%20Staff/Headcount/NU%20by%20Campus%20Headcount%202017.pdf>
 - National Center for Education Statistics. (n.d.). University of Nebraska at Kearney. <https://nces.ed.gov/collegenavigator/?q=university+of+nebraska+kearney&s=all&id=181215>
- 16 – Nebraska College of Technical Agriculture in Curtis
 - Nebraska's Coordinating Commission for Postsecondary Education. (2018). 2018 Nebraska Higher Education Progress Report. https://ccpe.nebraska.gov/sites/ccpe.nebraska.gov/files/PR_2018.pdf
 - University of Nebraska Faculty, Staff, & Student Headcount. (2017). <https://webappsecure.nebraska.edu/public-factbook/3.%20Faculty%20&%20Staff%20-%20Headcount%20&%20Salaries/All%20Staff/Headcount/NU%20by%20Campus%20Headcount%202017.pdf>
 - National Center for Education Statistics. (n.d.). Nebraska College of Technical Agriculture. <https://nces.ed.gov/collegenavigator/?q=nebraska+college+of+technical+agriculture&s=all&id=181765>
- 17 – Nebraska Community College Association
 - Nebraska Community College Association. (2018). Historical Development. <http://nebraskacommunitycolleges.org/system/history/>
- 18 – Advisory Groups
 - Nebraska Community College Association. (2018). Association Directory. <http://nebraskacommunitycolleges.org/directory/>
- 19 – Metropolitan Community College
 - Nebraska's Coordinating Commission for Postsecondary Education. (2018). 2018 Nebraska Higher Education Progress Report. https://ccpe.nebraska.gov/sites/ccpe.nebraska.gov/files/PR_2018.pdf
 - National Center for Education Statistics. (n.d.). Metropolitan Community College Area. <https://nces.ed.gov/collegenavigator/?q=metropolitan+community+college&s=NE&id=181303>
- 20 – Central Community College
 - Nebraska's Coordinating Commission for Postsecondary Education. (2018). 2018 Nebraska Higher Education Progress Report. https://ccpe.nebraska.gov/sites/ccpe.nebraska.gov/files/PR_2018.pdf
 - National Center for Education Statistics. (n.d.). Central Community College. <https://nces.ed.gov/collegenavigator/?q=central+community+college&s=NE&id=180902>
- 21 – Mid-Plains Community College
 - Nebraska's Coordinating Commission for Postsecondary Education. (2018). 2018 Nebraska Higher Education Progress Report. https://ccpe.nebraska.gov/sites/ccpe.nebraska.gov/files/PR_2018.pdf
 - National Center for Education Statistics. (n.d.). Mid-Plains Community College. <https://nces.ed.gov/collegenavigator/?q=mid-plains+community+college&s=NE&id=181312>
- 22 – Northeast Community College
 - Nebraska's Coordinating Commission for Postsecondary Education. (2018). 2018 Nebraska Higher Education Progress Report. https://ccpe.nebraska.gov/sites/ccpe.nebraska.gov/files/PR_2018.pdf
 - National Center for Education Statistics. (n.d.). Northeast Community College. <https://nces.ed.gov/collegenavigator/?q=northeast+community+college&s=NE&id=181491>
- 23 – Southeast Community College
 - Nebraska's Coordinating Commission for Postsecondary Education. (2018). 2018 Nebraska Higher Education Progress Report. https://ccpe.nebraska.gov/sites/ccpe.nebraska.gov/files/PR_2018.pdf
 - National Center for Education Statistics. (n.d.). Southeast Community College Area. <https://nces.ed.gov/collegenavigator/?q=southeast+community+college&s=NE&id=181640>
- 24 – Western Community College
 - Nebraska's Coordinating Commission for Postsecondary Education. (2018). 2018 Nebraska Higher Education Progress Report. https://ccpe.nebraska.gov/sites/ccpe.nebraska.gov/files/PR_2018.pdf
 - National Center for Education Statistics. (n.d.). Western Nebraska Community College. <https://nces.ed.gov/collegenavigator/?q=western+nebraska+community+college&s=NE&id=181817>

POSTSECONDARY QUICK FACTS

- 1 – UNL
 - University of Nebraska. (2018). Fiscal Year 2018-2019 General Operating Budget (p. 38). https://nebraska.edu/docs/budget/GOB_2019.pdf
- 2 – UNMC
 - University of Nebraska. (2018). Fiscal Year 2018-2019 General Operating Budget (p. 89). https://nebraska.edu/docs/budget/GOB_2019.pdf
- 3 – UNO
 - University of Nebraska. (2018). Fiscal Year 2018-2019 General Operating Budget (p. 126). https://nebraska.edu/docs/budget/GOB_2019.pdf
- 4 – UNK
 - University of Nebraska. (2018). Fiscal Year 2018-2019 General Operating Budget (p. 155). https://nebraska.edu/docs/budget/GOB_2019.pdf
- 5 – NCTA
 - University of Nebraska. (2018). Fiscal Year 2018-2019 General Operating Budget (p. 86). https://nebraska.edu/docs/budget/GOB_2019.pdf
- 6 – Chadron
 - Nebraska State College System. (2018, June). Board of Trustees Business Meeting Notice. Approve Revised Operating Budgets for 2017-2018 (p. 268). https://www.nscs.edu/downloads/file/421/june_19_2018_board_materials
- 7 – Peru
 - Nebraska State College System. (2018, June). Board of Trustees Business Meeting Notice. Approve Revised Operating Budgets for 2017-2018 (p. 268). https://www.nscs.edu/downloads/file/421/june_19_2018_board_materials

SOURCES

POSTSECONDARY QUICK FACTS (CONT.)

- 8 – Wayne
- Nebraska State College System. (2018, June). Board of Trustees Business Meeting Notice. Approve Revised Operating Budgets for 2017-2018 (p. 268). https://www.nscs.edu/downloads/file/421/june_19_2018_board_materials
- 9 – Metro
- Metropolitan Community College. (2018). Proposed Budget and Plan to Administer the Budget 2018-2019. [https://www.mccneb.edu/getattachment/About-MCC-Nebraska/About-MCC/Budget/Proposed-Budget-2018-19/Budget-Book-2018-19-\(1\).pdf.aspx](https://www.mccneb.edu/getattachment/About-MCC-Nebraska/About-MCC/Budget/Proposed-Budget-2018-19/Budget-Book-2018-19-(1).pdf.aspx)
- 10 – Central
- Dana D. Cole & Company Certified Public Accountants. (2017). Central Community College Area Financial Statements 2016-2017 Budgetary Basis. <http://www.govwiki.info/pdfs/Community%20College%20District/NE%20Central%20Community%20College%20Area%202017.pdf>
- 11 – Mid-Plains
- Dana D. Cole & Company Certified Public Accountants. (2017). Mid-Plains Community College Area Financial Statements 2016-2017, Budgetary Basis. <http://www.govwiki.info/pdfs/Community%20College%20District/NE%20Mid-Plains%20Community%20College%20Area%202017.pdf>
- 12 – Northeast
- Dana D. Cole & Company Certified Public Accountants. (2017). Northeast Community College Area Financial Statements 2016-2017, Budgetary Basis. <http://www.govwiki.info/pdfs/Community%20College%20District/NE%20Northeast%20Community%20College%20Area%202017.pdf>
- 13 – Southeast
- Dana D. Cole & Company Certified Public Accountants. (2017). Southeast Community College Area Financial Statements 2016-2017, Budgetary Basis. <https://www.southeast.edu/WorkArea/DownloadAsset.aspx?id=26604>
- 14 – Western
- Western Nebraska Community College. (2017). Annual Report 2016-2017. https://www.wncc.edu/sites/default/files/20171026_AnnualReport_WEB_1.pdf
- 15 – Composition of State Appropriations
- A Legislator's Guide to Nebraska State Agencies. (2018). Data downloaded and calculated by the UNO Center for Public Affairs Research.
- 16 – Pell Grants
- U.S. Department of Education. (2018). Distribution of Federal Pell Grant Program Funds by Institution. <https://www2.ed.gov/finaid/prof/resources/data/pell-institution.html>. Data downloaded and calculated by the UNO Center for Public Affairs Research.
- 17 – Federal Supplemental Educational Opportunity Grant
- U.S. Department of Education. (2018). Federal Campus Based Programs Data Book 2018. Table 6 Campus Based Allocations. <https://www2.ed.gov/finaid/prof/resources/data/databook2018/databook2018.html>. Data downloaded and calculated by the UNO Center for Public Affairs Research.
- 18 – Federal Work Study Program
- U.S. Department of Education. (2018). Federal Campus Based Programs Data Book 2018. Table 6 Campus Based Allocations. <https://www2.ed.gov/finaid/prof/resources/data/databook2018/databook2018.html>. Data downloaded and calculated by the UNO Center for Public Affairs Research.
- 19 – Nebraska Opportunity Grant
- Nebraska Legislative Fiscal Office. (2018). A Legislator's Guide to Nebraska State Agencies, Agency 48 Nebraska's Coordinating Commission for Postsecondary Education Program 690 Administration (p. 305).
- 20 – Tuition Credit and Reimbursement National Guard Members
- Nebraska Legislative Fiscal Office. (2018). A Legislator's Guide to Nebraska State Agencies, Agency 31 Military Department Program 548 Tuition Credit. (p. 251)
- 21 – Community College Gap Assistance Program
- Nebraska Legislative Fiscal Office. (2018). A Legislator's Guide to Nebraska State Agencies, Agency 48 Nebraska's Coordinating Commission for Postsecondary Education Program 692 Administration (p. 307).
- 22 – Access College Early Scholarship Program
- Nebraska Legislative Fiscal Office. (2018). A Legislator's Guide to Nebraska State Agencies, Agency 48 Nebraska's Coordinating Commission for Postsecondary Education Program 691 Administration (p. 306).
- 23 – University of Nebraska Central Administration
- University of Nebraska. (2018). Fiscal Year 2018-2019 General Operating Budget (p. 181). https://nebraska.edu/docs/budget/GOB_2019.pdf
- 24 – State Colleges
- Nebraska State College System. (2018, June). Board of Trustees Business Meeting Notice. Approve Revised Operating Budgets for 2017-2018 (p. 268). https://www.nscs.edu/downloads/file/421/june_19_2018_board_materials
- 25 – Nebraska's Coordinating Commission for Postsecondary Education
- Nebraska Legislative Fiscal Office. (2018). A Legislator's Guide to Nebraska State Agencies, Agency 48 Nebraska's Coordinating Commission for Postsecondary Education Program 640 Administration (p. 303).
 - Data comes from multiple budgetary and governance sources already cited. Data downloaded and calculated by the UNO Center for Public Affairs Research.
- 26 – Expenditures Per Student
- Nebraska Information Technology Commission. (n.d.). About the NITC. <http://nitc.nebraska.gov/about.html#About-the-NITC>
*Expenditures are general fund only from budgets listed. Student numbers from NITC.

TOTALS

- 1 – Total ESU Expenditures
- Nebraska Department of Education. (2018). Annual Financial Reports ESU Statewide 2017-2018. <https://fos.education.ne.gov/fos/ASPX/Search.aspx?id=20>
- 2 – NU Other Funds Expenditures
- University of Nebraska. (2018). Fiscal Year 2018-2019 General Operating Budget. https://nebraska.edu/docs/budget/GOB_2019.pdf
- 3 – Total State Colleges Expenditures Including Systems Office
- See Postsecondary Quick Facts 6-8. Note: 2018-2019.
- 4 – Total Community College Expenditures
- See Postsecondary Quick Facts 9-14. Note: Years vary.
- 5 – Total Other State Support for Postsecondary Education
- Note: Includes Coordinating Commission Operations and Education Grants and Scholarships.

